




YouTube notes


guitar chords

what the numbers mean



YouTube notes

www.youtube.com/user/gchguitaracademy
www.ebooks4guitar.com



what are the numbers in chords, the simple answer

The numbers in chord names refer to notes in the scale that make up the chord. For example below you can see the notes in the scale of 'C' major and the numbers for each note underneath.

The scale of 'C' major.

scale	C	D	E	F	G	A	B	C
note number	1	2	3	4	5	6	7	8

Using this 'C' major scale you can see that the 2 = 'D' and the 4 = 'F' and if the number is higher than 8, which often happens with a 9 then you just start the scale again.

scale	C	D	E	F	G	A	B	C	D	E	F
note number	1	2	3	4	5	6	7	8	9	10	11

sus chords vs add chords

The difference between a sus chord and an add chord

Sus chords, suspended.

Sus chords are when a note in the chord (the 3rd) is replaced with another note from the scale, either the 2nd or the 4th.

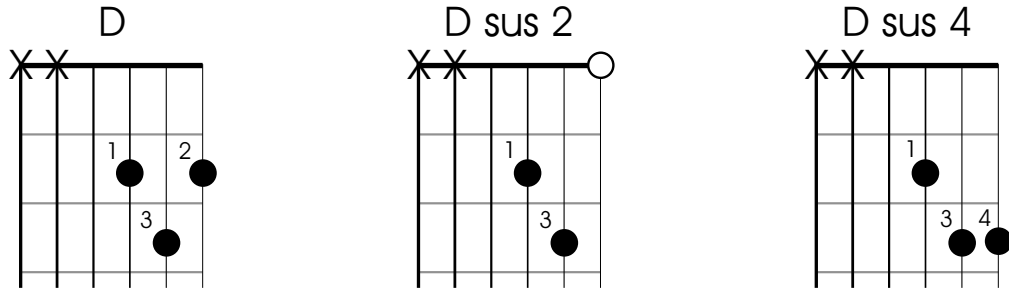
Add chords, added.

Add chords are when a note from the scale is added to the chord so that the complete triad is still played, but an extra note is added to it.

note

To fully understand these definitions and this lesson, you will need to know some basic chord theory first and particularly about triads. A very quick definition of triads is this; Triads are the 3 notes that make up any major or minor chord and are the 1st, 3rd and 5th notes of the scale with the same name as the chord.

examples of sus chords

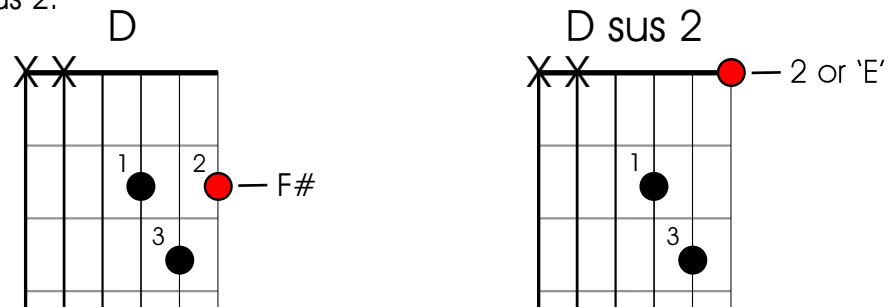


The scale of 'D' major.

scale	D	E	F#	G	A	B	C#	D
note number	1	2	3	4	5	6	7	8

The D sus 2 chord

The 2 is the 2nd note of the scale which is 'E'. We can alter the 'D' chord so that the 2 or 'E' is played by removing the 'F#'. When we remove the 'F#' so that the 'E' is played the chord now becomes a D sus 2.



The D sus 4 chord

The 4 is the 4th note of the scale and is a 'G'. We can alter the 'D' chord so that the 4 or 'G' is played by placing our 4th finger on the 3rd fret of the top 'E' string. When we cover the 'F#' to play the 'G' the chord now becomes a D sus 4.

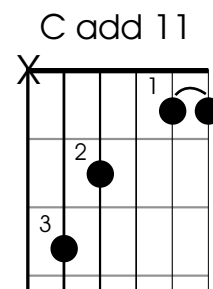
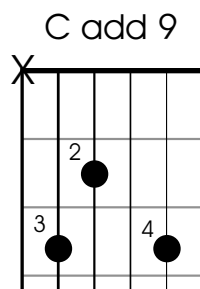
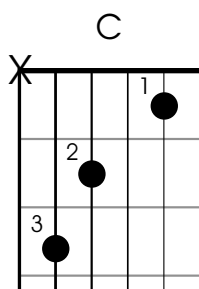


notes

All triads are made up of the 1st, 3rd and 5th note of the scale. In the 'D' major scale the 'F#' is the 3rd note and so when we remove the 'F#' from the chord, the chord no longer contains a complete triad.

The 'D' major scale has 2 sharps, an F# and a C# and if you want to understand why this is you will need to go through the lesson on key signatures.

examples of add chords

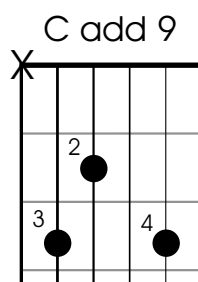
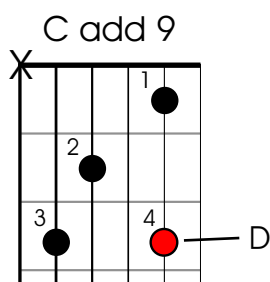


The scale of 'C' major.

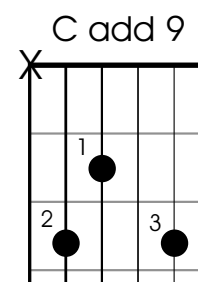
scale	C	D	E	F	G	A	B	C	D	E	F
note number	1	2	3	4	5	6	7	8	9	10	11

The C add 9 chord

The 9 is the 9th note of the 'C' scale which is a 'D'. We can add the 9 or 'D' by placing the 4th finger on the 3rd fret of the 'B' string. When the 4th finger is on the 3rd fret we can remove the 1st finger.

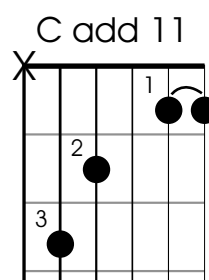
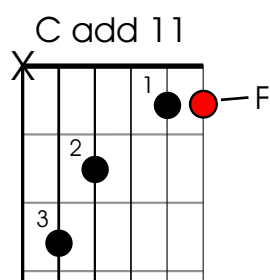


OR



The C add 11 chord

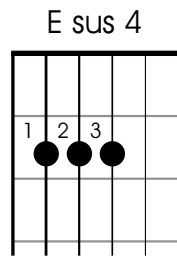
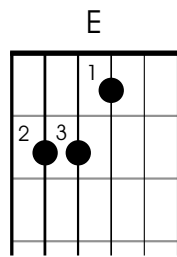
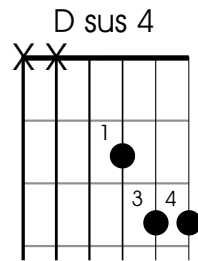
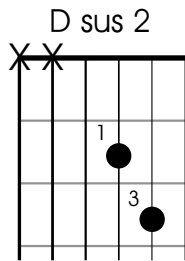
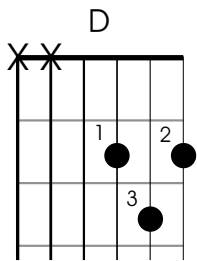
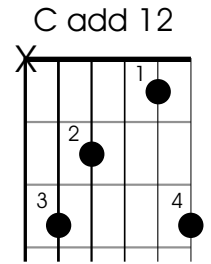
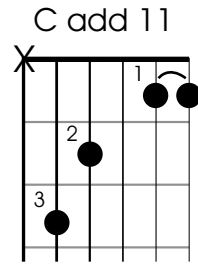
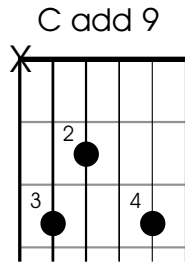
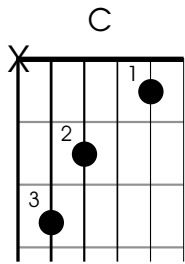
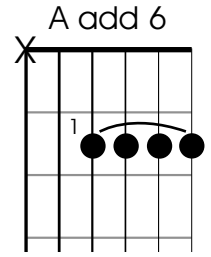
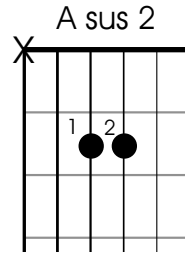
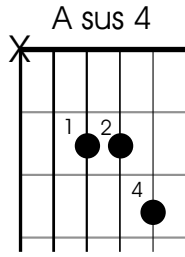
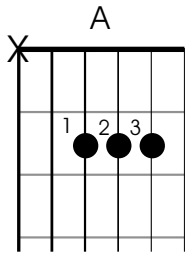
The 11 is the 11th note of the 'C' scale which is an 'F'. We can add the 11 or 'F' by playing the first fret of the top 'E' string. The easiest way to play this chord is to straddle the 'B' and 'E' string with one finger if you can.



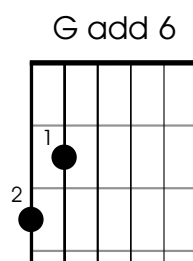
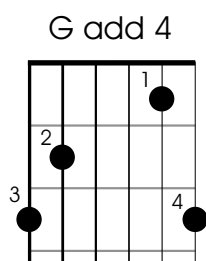
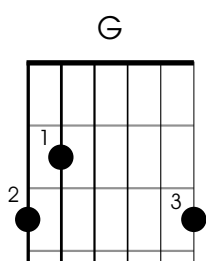
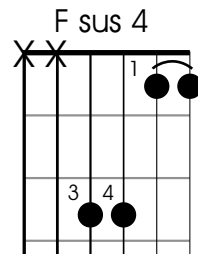
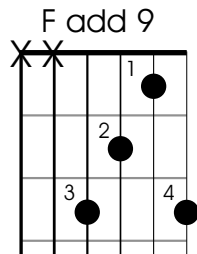
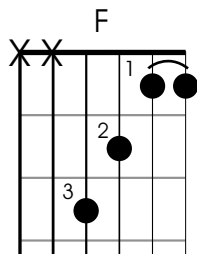
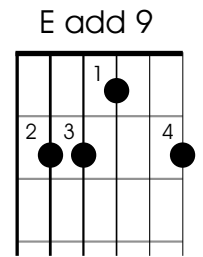
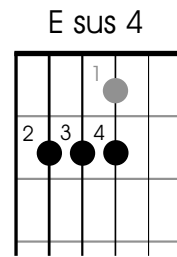
notes

With all add chords you should still play the complete triad, so the chord is still a complete chord even though you are adding an extra note to it. In the case of the 'C' major chord the triad is C, E, G which are played on the A, D and G strings and as demonstrated in the examples above these three strings are unaffected by the additional notes.

some chords you might come across



OR





neck map

